

6B



Steering Stem Bearing Removal and Installation

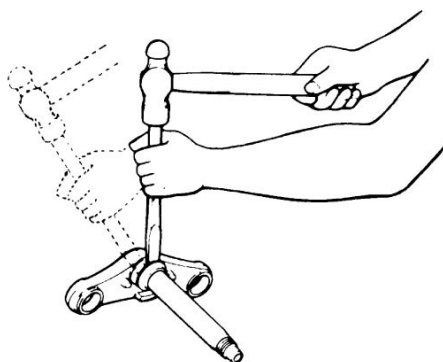
[Reference: Steering Stem Components](#)

Removal

- 1) Remove the steering stem upper bearing (1) and steering stem lower bearing (2). Refer to [Steering Stem Removal and Installation](#).



- 2) Remove the steering stem lower bearing inner race and lower seal with a chisel.

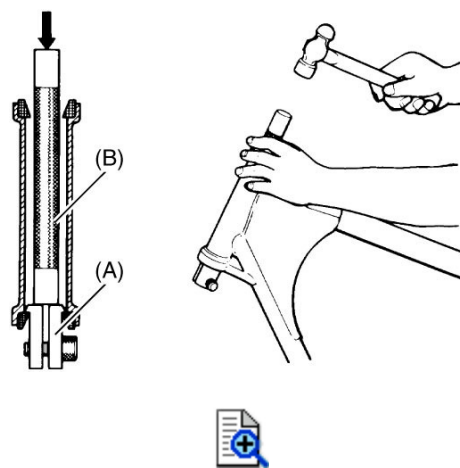


- 3) Remove the steering stem upper and lower bearing outer races using the special tools.

Special Tool

(A): [09941-54911](#)

(B): [09925-18011](#)



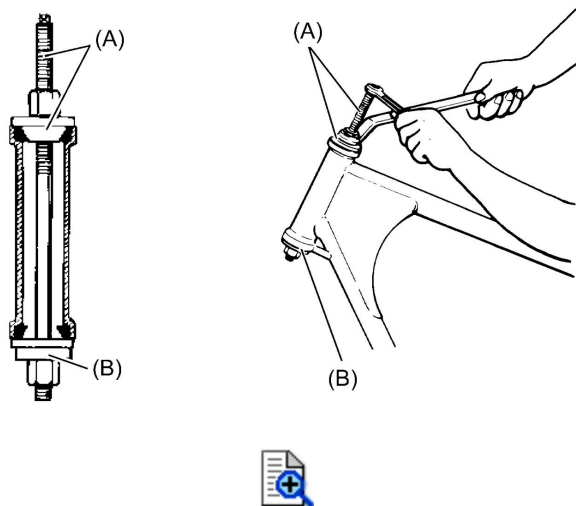
Installation

- 1) Press in the new upper and lower outer races using the special tools.

Special Tool

(A): 09941-34513

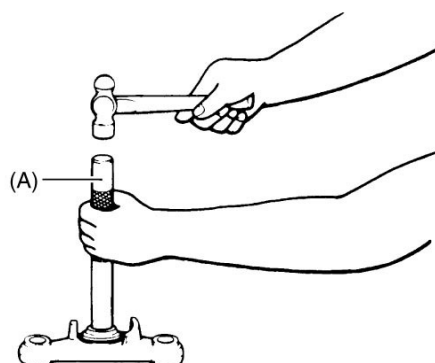
(B): 09913-70210



- 2) Press in the new lower inner race with bearing roller using the special tool.

Special Tool

(A): 09925-18011





3) Install the steering stem lower bracket to the frame. 